

# Social mobility



# Social mobility- Gap between social classes

- ◆ How large or small do you think the gap is between different social classes in Lebanon today?

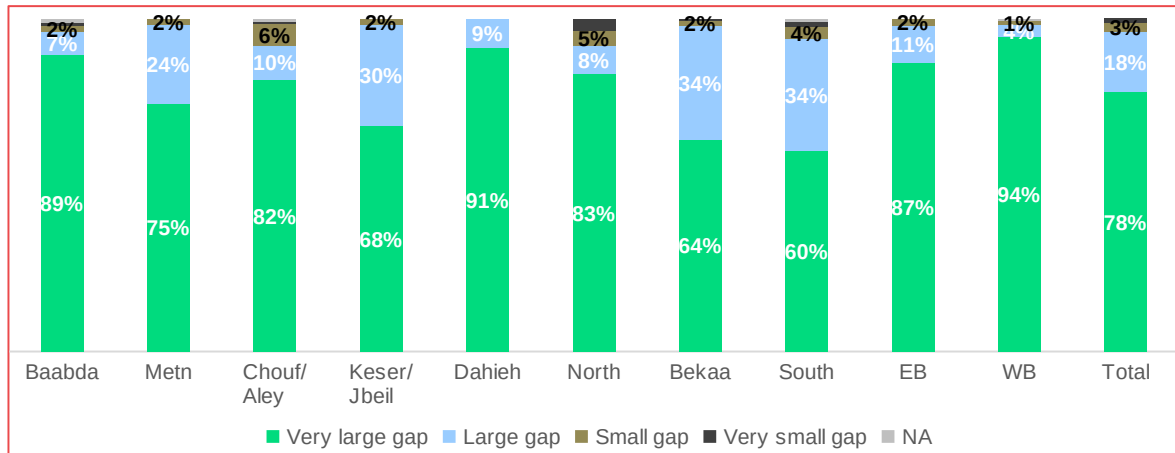
Base = Total Respondents

## A consensus on the large social gap

96%

The vast majority of the sample states that the gap between social classes is large.

In fact, 78% of the sample declare that the gap is very large, implying the deep rooted perception of social disparity in the Lebanese society. This negative feedback is given across all regions of Lebanon.



# Social mobility- Prospective in Lebanon

- ◆ Which of the following best reflects your view

## Insecurity and instability

70%

of the sample feel that they are not stable or safe regardless of their background or talents

In addition, around 23% of the respondents consider that there is no room for personal advancement since it is determined by parents status and background.

Only 6% believe that Lebanese citizens have a fair chance to grow and reach their goals based on their talents and hard work.

Base = Total Respondents

## Prospective in Lebanon

In Lebanon today, regardless of your background and your talents, you are not stable or safe

70.4%

In Lebanon today where you end up in society is mainly determined by your background and who your parents were

22.6%

In Lebanon today everyone has a fair chance to go as far as their talent and their hard work will take them

6.2%

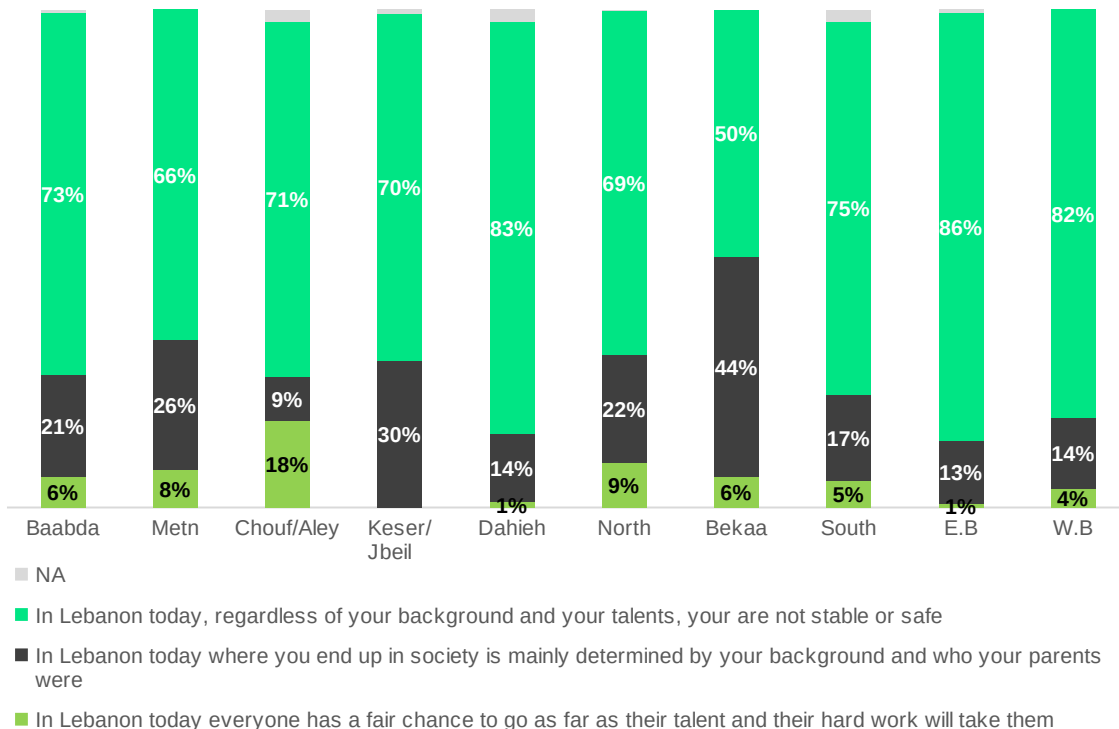
NA=0.7%

# Social mobility- Prospective in Lebanon per region

◆ Which of the following best reflects your view

Base = Total Respondents

## Prospective in Lebanon



Interestingly, the most negative feedback is coming from Beirut and Dahieh where the majority of respondents sense the insecurity and instability of the country regardless of any personal achievement.

In Bekaa, there is a higher rate than other regions in respondents pinpointing the stagnancy in the Lebanese society where individuals are doomed by their background

# Social mobility- Social justice

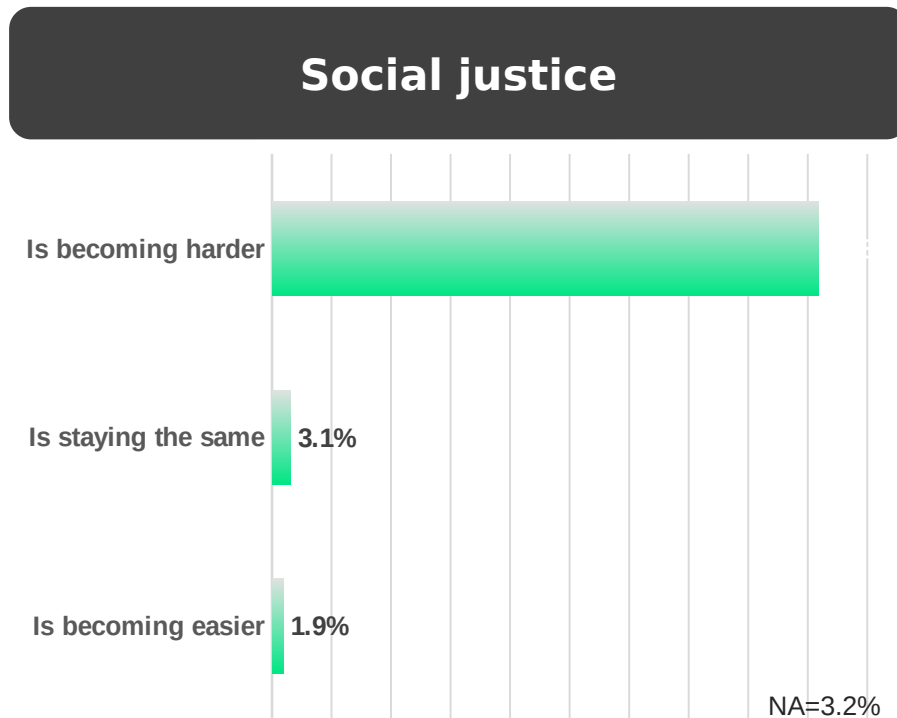
- ◆ Generally speaking, do you think it is becoming easier or harder for people from less advantaged backgrounds to move up in Lebanese society?

Base = Total Respondents

## No chance to grow

92%

Of the sample think it is becoming harder for less advantaged people to move up in the Lebanese society reflecting a distorted social mobility and a lack of social justice. This consensus applies to all regions, age brackets and gender. Note that the deep financial crisis and the quick currency devaluation are making the feeling of injustice extremely radical.



# Social mobility- Opportunities to progress

- Thinking about the period after a young person leaves school, which of these routes do you think offers the best opportunity to progress in their life or career?

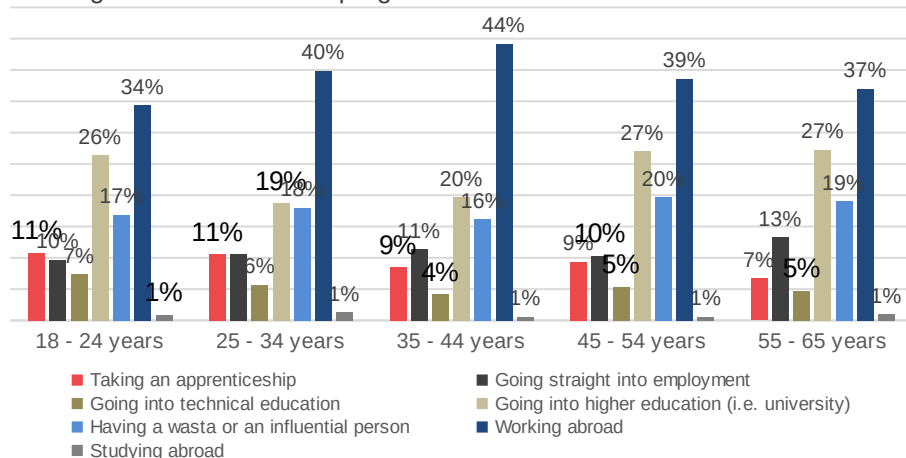
## Routes to progress/per gender

When asked about the routes that provide the best opportunity to progress, around 39% of the sample answer “working abroad”, followed by “going into higher education” (23.2%); More females believe having wasta will help progressing (19.6%) while more males consider working abroad is the solution (42.1%).

	Total	Females	Males
Taking an apprenticeship	9.5%	9.6%	9.3%
Going straight into employment	10.9%	11.6%	10.1%
Going into further education	5.6%	5.0%	6.2%
Going into higher education	23.2%	24.1%	22.4%
Having wasta/ influential person	17.8%	19.6%	16.0%
Working abroad	39.1%	36.1%	42.1%
Studying abroad	0.9%	0.7%	1.0%

## Routes to progress per age

All age brackets follow the same trend in their feedback but respondents from 25 to 44 years old are more alienated than other age groups towards working abroad as a tool to progress after school.

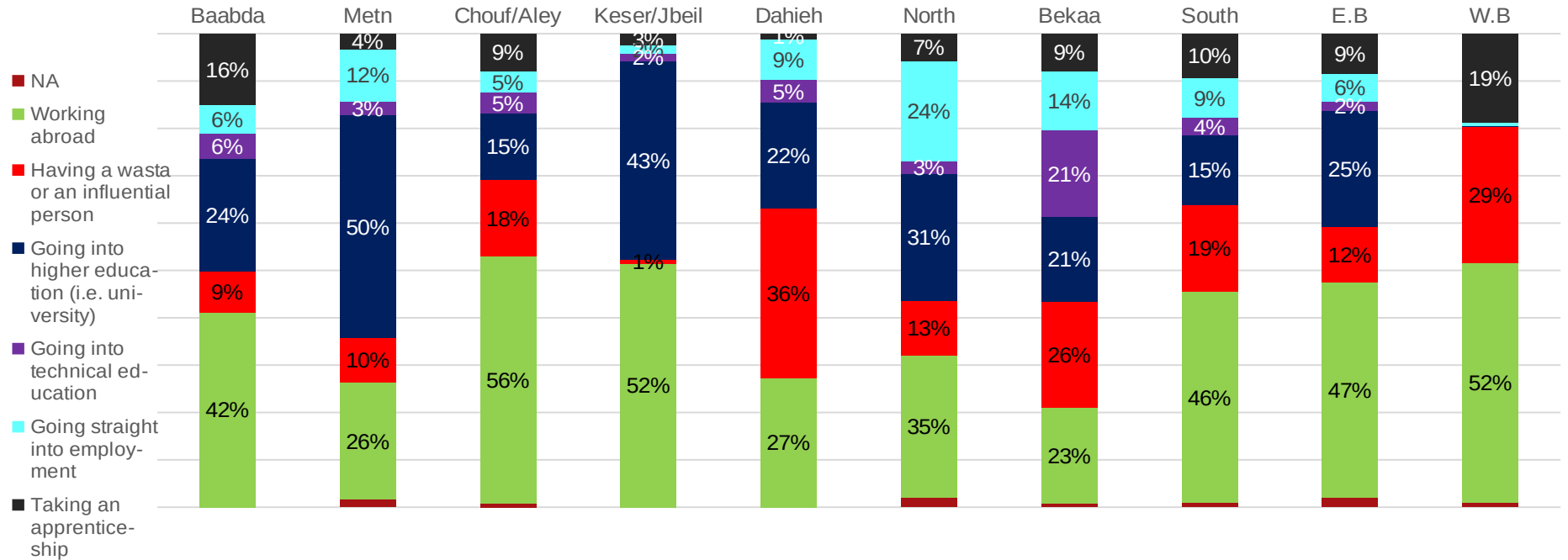


# Social mobility- Opportunities to progress per region

Thinking about the period after a young person leaves school, which of these routes do you think offers the best opportunity to progress in their life or career?  
 Base = Total Respondents

Nearly half of the sample in Beirut, South, Kesrwan and Chouf/Aley cites working abroad as a way to progress while half of the sample in Metn mentions going to university. Having a connection or "wasta" is more cited in Dahieh than in any other region, while going straight to work is more stated in North.

## Routes to progress per regions



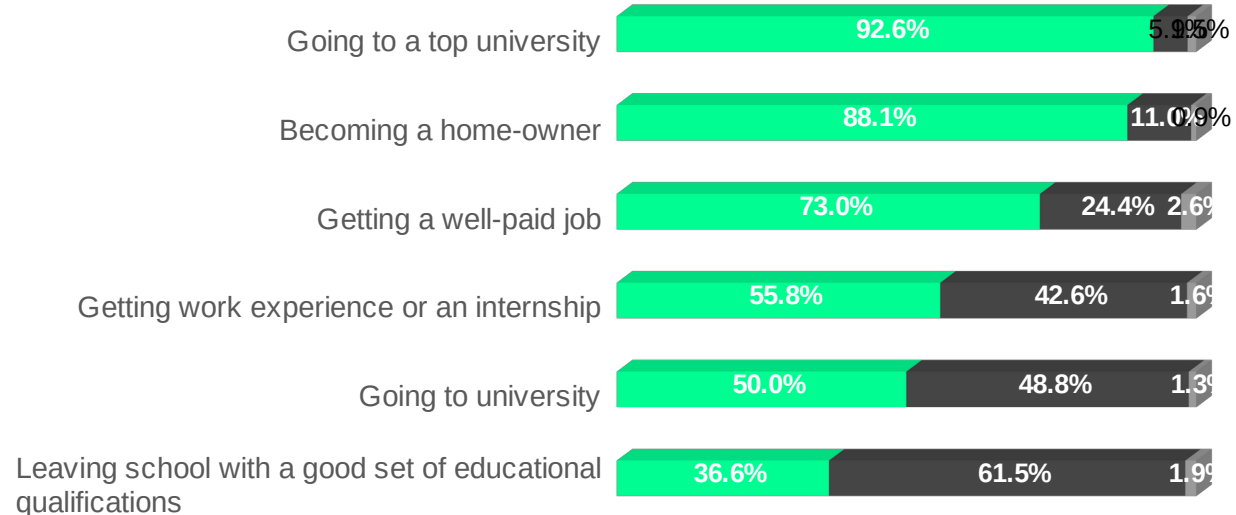
# Social mobility- Opportunities open to poor people

- Thinking about the opportunities that people from different backgrounds have in life, how do you think the opportunities open to people from poor backgrounds compare to those open to people from better off backgrounds in the following areas?

Base = Total Respondents

## Social justice

In a country where private education is extremely expensive, going to a Top university is extremely hard for disadvantaged people according to the majority of the sample. In addition, buying a house and getting a well-paid job seem not accessible for everyone. On the other hand, around 62% of the sample think that good school education is not restricted to more advantaged people. In addition, this reflects the belief in good educational system in public and private schools so far.



- People from poor backgrounds have less opportunity
- People have equal opportunities, regardless of background
- Don't Know/NA



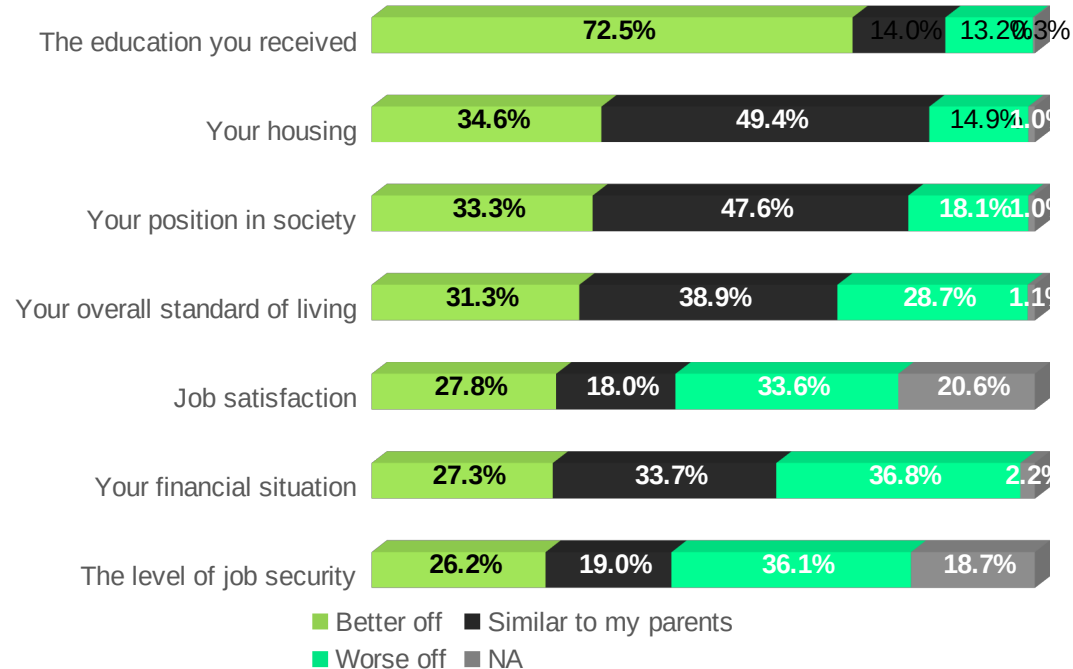
# Social mobility- Generations comparison

- ◆ Do you think you've been better or worse off than your parents were in terms of...

The majority of respondents feels similar or even worse off compared to their parents esp. regarding their jobs (satisfaction/security) and their financial situation. The only exception is education where the majority states receiving better one compared to their parents.

Base = Total Respondents

## Compared to your parents.....



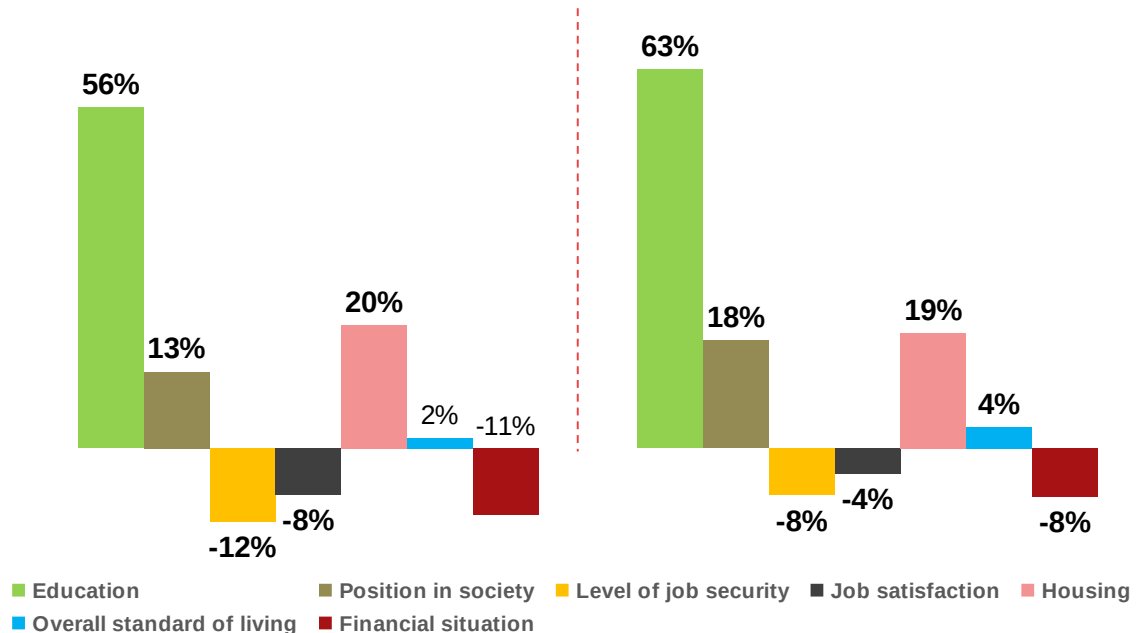
# Social mobility- Generations comparison per gender

◆ Do you think you've been better or worse off than your parents were in terms of...

Base = Total Re-

## Compared to your parents.....

Both genders agree that they are better off than their parents in terms of education, position in society, housing and slightly their overall standard of living. Higher scores are given from females regarding their education (63%) and position in society (18%).



Net total « better off » minus total « worse off »

# Social mobility- Generations comparison per age

◆ Do you think you've been better or worse off than your parents were in terms of...

Base = Total Respondents

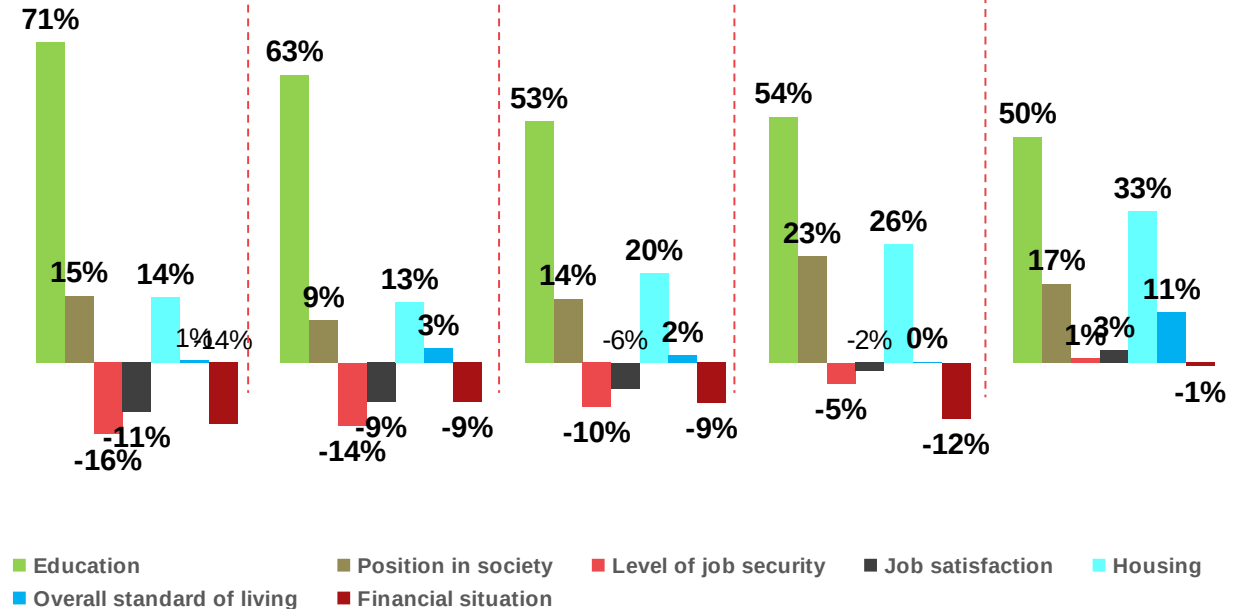
## Compared to your parents.....

As a net off, all age brackets of the sample consider themselves better off than their parents in terms of education, position in society and housing.

As a net, 70% of young respondents (18-24yrs) feel they have better education than their parents whereas this rate decreases to around 50% of the older bracket (55+yrs).

Regarding housing conditions, older generations feel better off than their parents compared to younger ones.

On the other hand, all age brackets below 55yrs feel worse off in terms of job security/satisfaction and financial situation.



Net total « better off » minus total « worse off »

# Social mobility- Generations comparison per region

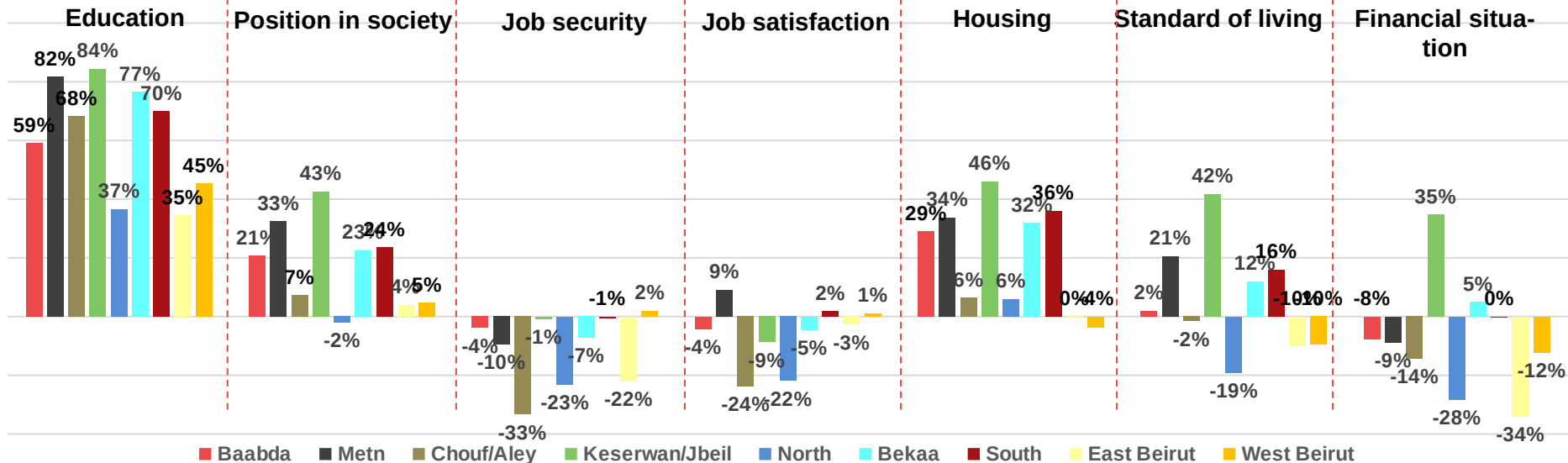
◆ Do you think you've been better or worse off than your parents were in terms of...

Base = Respondents per regions

Across regions, numbers are coherent in most factors. Education is better compared to parents throughout regions esp. in Keserwan/Jbeil (84%) where also the standard of living and financial situation are better off. Job security and satisfaction are worse across Lebanon. North feedback is the most negative among regions while Keserwan seems to be the most positive. Beirut seems to be stagnant in all criteria except for better education, and worse financial situation esp. in EB which suffers from worse job security too.

Net total « better off » minus total « worse off »

## Compared to your parents.....



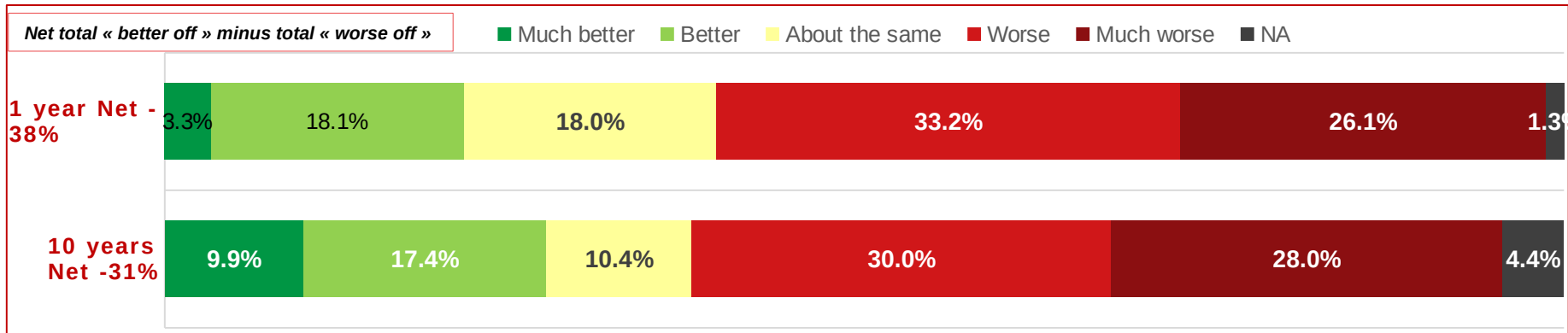
# Social mobility- Financial status comparison

- ◆ Generally speaking, would you say your current financial situation is better or worse than it was ten years ago or is it about the same? What about one year ago?

Base = Total Respondents

Clearly, the financial situation of Lebanese population is getting worse with time; Compared to last year i.e. before the drastic currency devaluation, around 60% of the sample claim they are worse/much worse, 18% have still the same situation regardless if better or worse, while around 21% are better off. When asked about the reasons behind having a better financial situation in the midst of a deep financial crisis, respondents mainly reply that it is due to starting a new job, getting an increase in their salaries in Lebanese pound, being paid in dollars, or having children working abroad. In comparison with their financial status 10 years ago, 58% are worse or much worse, around 10% are the same and 27% are better off. Again, the reasons behind being better off are mainly due to getting a job, getting an inheritance or having expat children.

## Financial status compared to ....



A sample of 52 respondents were asked randomly during the quality control phase about reasons behind being better off financially and results were reported qualitatively

# Social mobility- Financial status comparison per age

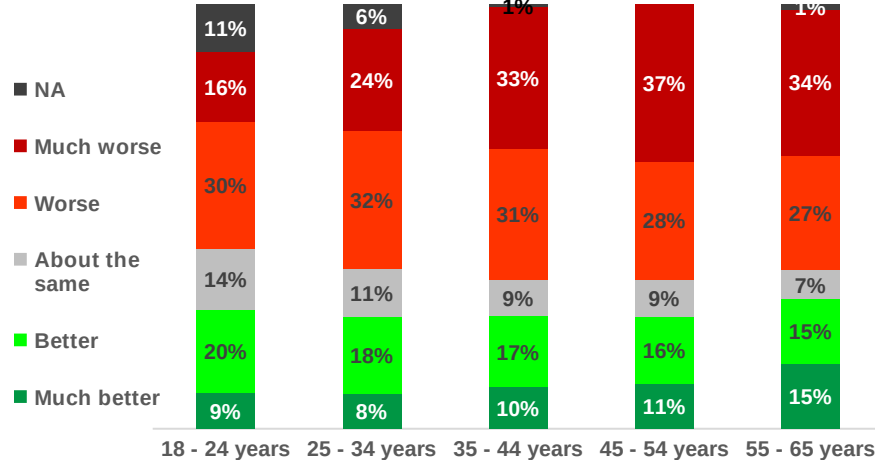
- ◆ Generally speaking, would you say your current financial situation is better or worse than it was ten years ago or is it about the same? What about one year ago?

Base = Total Respondents

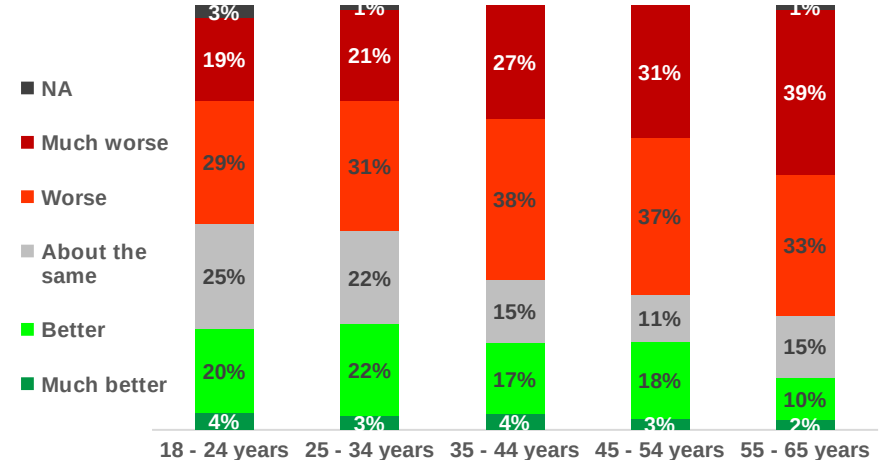
It seems that financial situation is getting worse with older respondents compared to one year and 10 years ago. Younger respondents who have answered they are financially better off have mainly found new jobs while older respondents said they have children abroad or salaries in dollars.

## Financial status compared to .....

Financial situation compared to 10 years ago



Financial situation compared to 1 year ago



# Social mobility- Financial status comparison per regions

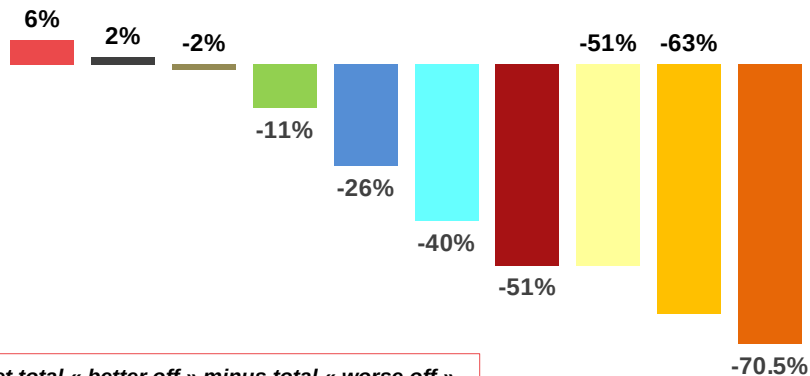
- ◆ Generally speaking, would you say your current financial situation is better or worse than it was ten years ago or is it about the same? What about one year ago?

Base = Total Respondents

As a net total, nearly all regions state to have a worse financial situation compared to ten years and one year ago but the discrepancy between regions is massive; While some areas are nearly stagnant, others are hit very badly. In comparison to 10 years ago, South, Metn and Chouf are rather stagnant while North and Keserwan have extreme negative scores (-63% and -71%). On the other hand, the deterioration is higher during last the last year across Lebanon esp. in EB(-60%), Baabda(-61%) and Keserwan(-67%).

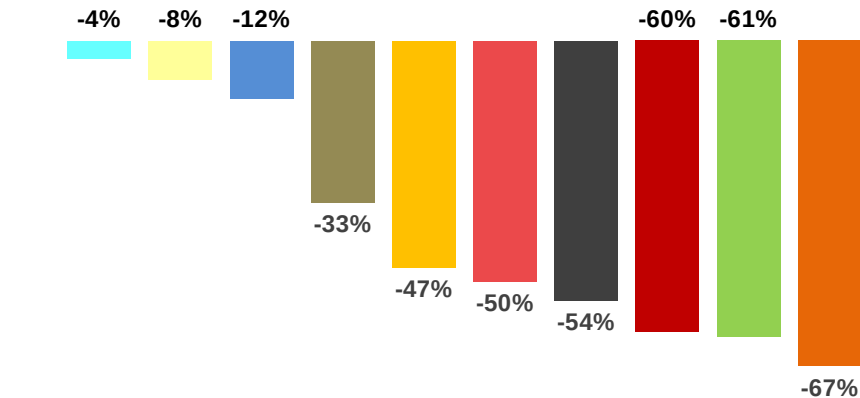
## Financial status compared to 10 years ago

### 1 year ago



Net total « better off » minus total « worse off »

■ South ■ Metn ■ Chouf ■ Baabda ■ Bekaa ■ Dahieh ■ EB ■ WB ■ North ■ Keserwan



■ Dahieh ■ WB ■ Bekaa ■ Chouf ■ North ■ South ■ Metn ■ EB ■ Baabda ■ Keserwan

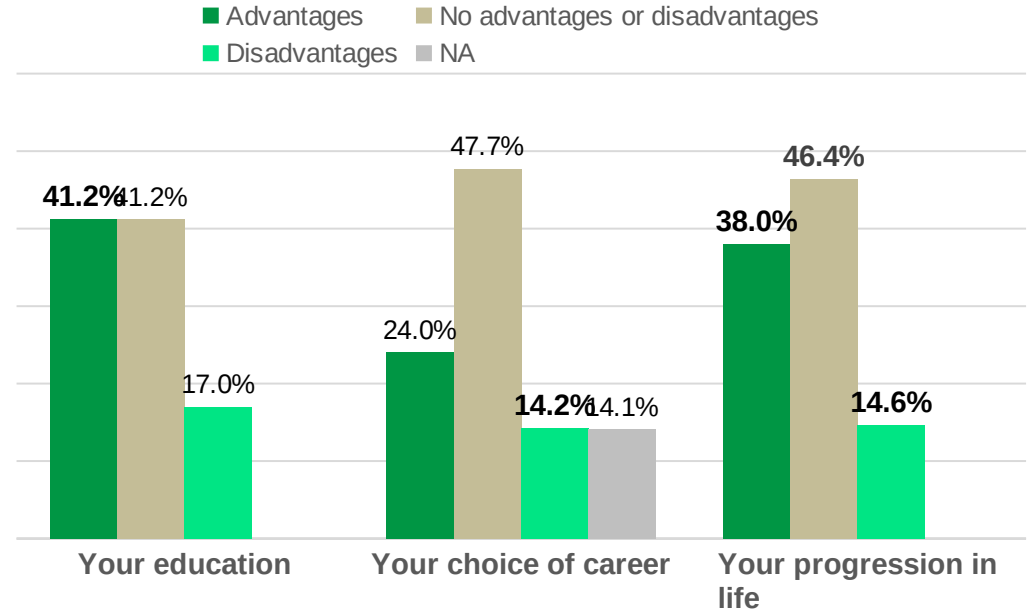
# Social mobility- Family Background

- Thinking about your family background, do you think it gave you any advantages or disadvantages in

Nearly half of the sample don't relate their family background influence with their education, choice of career or progression in life, stating that it has neither advantage or disadvantage on them.

The three factors have a positive net total (net advantages minus net disadvantages) esp. in terms of education where 41% consider that their background give them an advantage vs. 17% state that it disadvantaged them.

## Your family background gave you.....



Base = Total Respondents

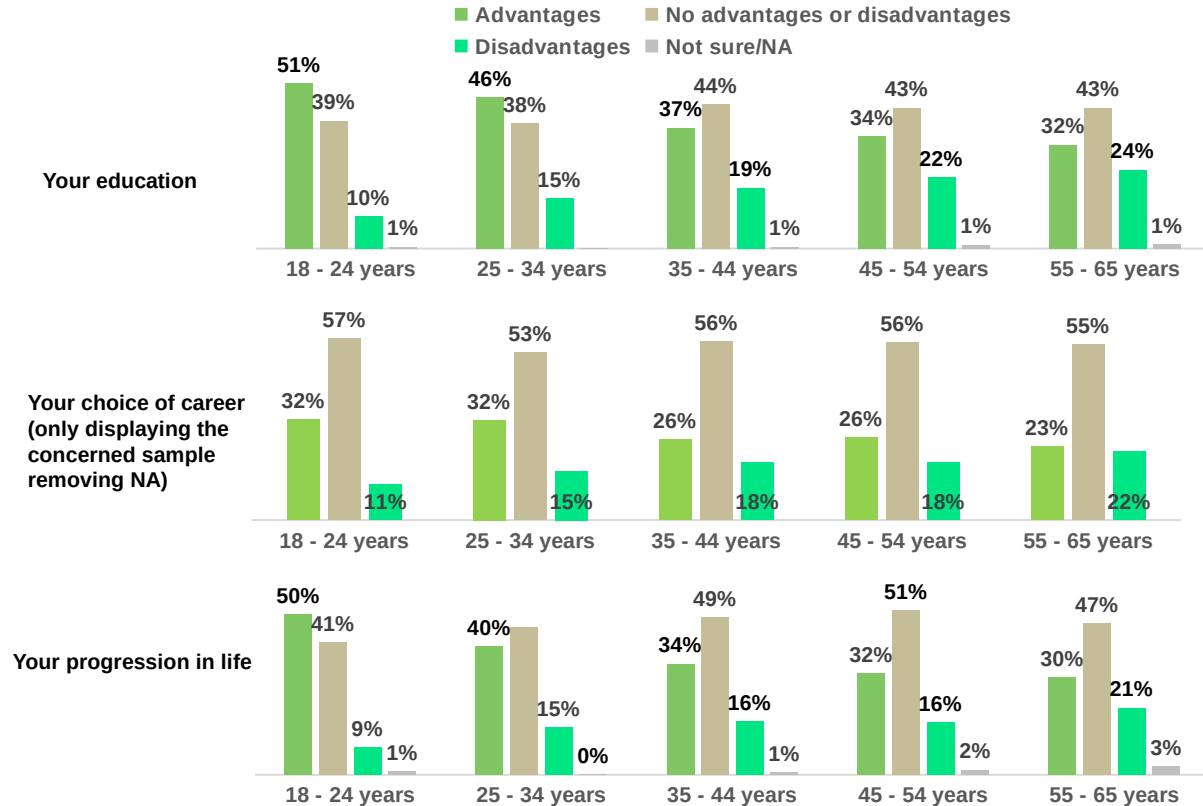


# Social mobility- Family Background per age

Thinking about your family background, do you think it gave you any advantages or disadvantages in

Base = Total Respondents

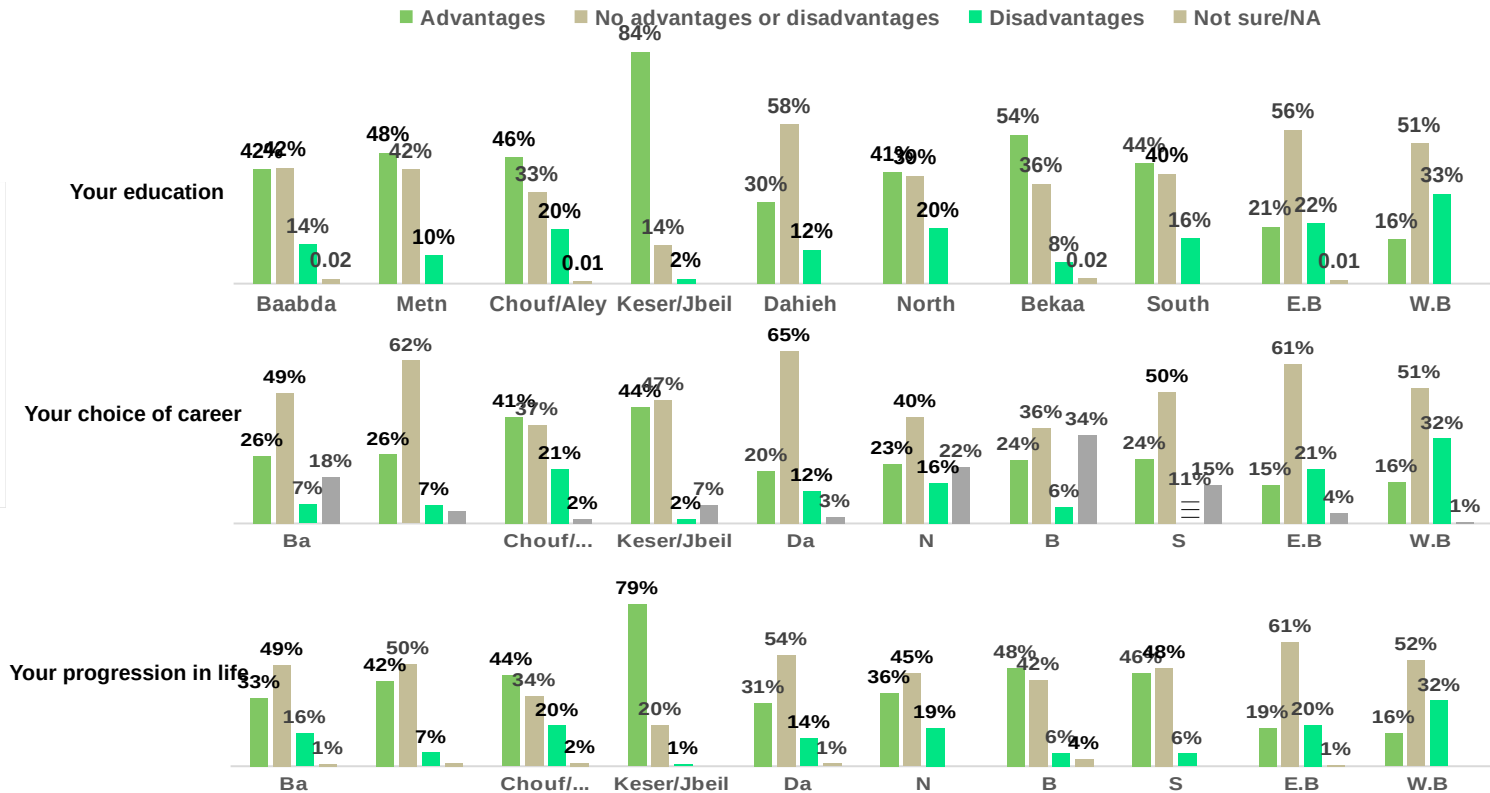
Younger generations are more positive than older ones regarding their background influence esp. on their education and progression in life.  
More than half of the sample doesn't believe that their family backgrounds have any positive or negative impact on their career choices.



# Social mobility- Family Background per regions

Thinking about your family background, do you think it gave you any advantages or disadvantages in

Base = Total Respondents

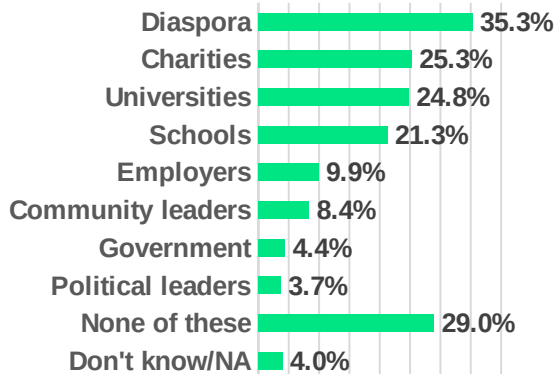


Scrutinizing the feedback about background impact on various factors of life, the most positive sample is in Keserwan, whereas the most neutral is in Dahieh and the most negative is in WB.

# Social mobility- Impactful parties

- Which of the following do you think is best equipped to have an impact on social mobility and ensure opportunity for all (including those from disadvantaged backgrounds)? Which if any SHOULD be doing more?

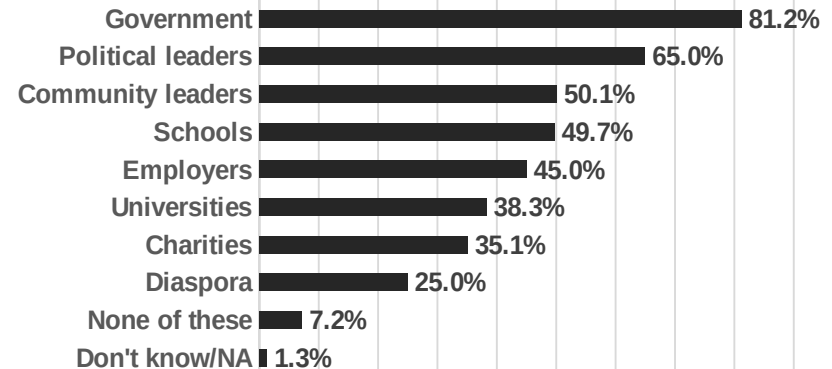
## Best Equipped



## Who is impacting social mobility?

Diaspora is the most cited when it comes to parties perceived as best equipped to have an impact on social mobility, it is followed by charities, universities and schools. Political leaders and government are the least cited. Interestingly, 29% of the sample believe that none of the mentioned parties is best equipped to ensure equal opportunity for all.

## Should do more



## Who should do more to ensure opportunity for all?

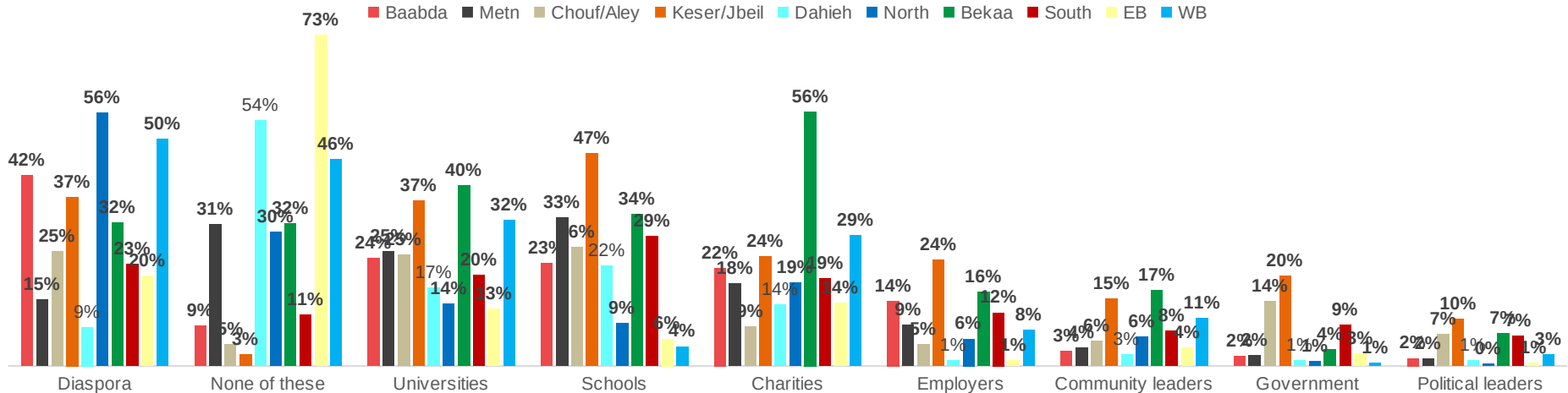
The majority of the sample thinks that the government is not doing enough to have an impact on social mobility followed by all other parties esp. political leaders (65%). Around half of the sample perceives that community leaders have a role in the society and are requested to do more.

# Social mobility- Impactful parties per regions

- Which of the following do you think is best equipped to have an impact on social mobility and ensure opportunity for all (including those from disadvantaged backgrounds)? Which if any SHOULD be doing more?

Diaspora is the highest cited option as an impactful party on social mobility, esp. in North and WB. EB has mainly answered that none of the options given is best equipped (73%) followed by Dahieh (54%). EB has mainly answered that none of the options given is best equipped (73%) followed by Dahieh (54%). 40% of the sample in Bekaa has mentioned universities, 47% in Keserwan said schools, 56% in Bekaa cited charities. Employers, leaders and government have little impact according to the sample across regions.

## Best Equipped



Base = Total Respondents

# Social mobility- Impactful parties per regions

- Which of the following do you think is best equipped to have an impact on social mobility and ensure opportunity for all (including those from disadvantaged backgrounds)? Which if any SHOULD be doing more?

Base = Total Respondents

The government is the most requested to do more in all regions esp. North which consider almost all option political leaders not doing enough to impact social mobility. Bekaa and WB are also calling for more work from all parties while Baabda, Metn focuses on government and political leaders. Around 34% of EB respondents have opted for none of the mentioned parties..

## Should do more

